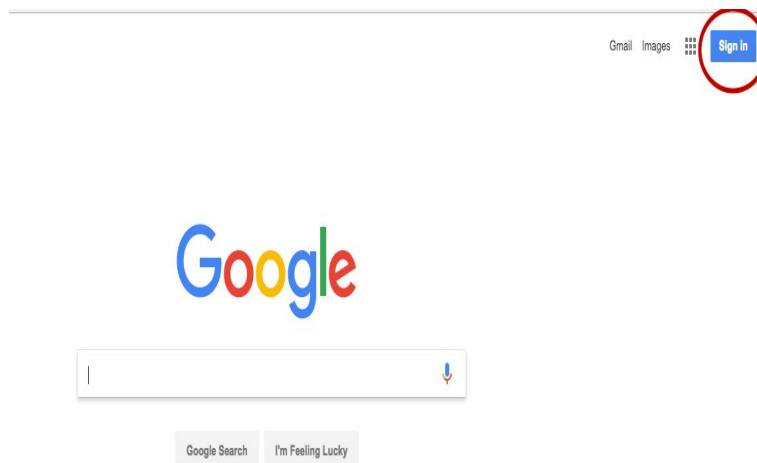




# Student Sign in for National Geographic


(any device)

## First, sign into Google.

1. Open **google.com** in your browser (using Safari or Chrome).
2. Click “**sign in**” in the top right-hand corner. Type your **district** email address (include **@cvusd.us**). Type your **district** password.
3. If you are already signed in, check to make sure it's your CVUSD email address.
4. Click the tiles/waffle (  ) in the top right corner of the page.



5. Click on “My Account” (  My Account ).
6. Click the tiles/waffle (  ) **AGAIN** in the top right corner of the page.
7. Scroll to the bottom and/or click “**More**” and then click the “National Geographic Learning” tile/link See image below.
8. By signing into your Google “My Account” first, you will see the National Geographic tile/link, otherwise if you only sign into Google, you will **not** see this link.



9. Follow these steps **each** time you wish to sign into your National Geographic account.

