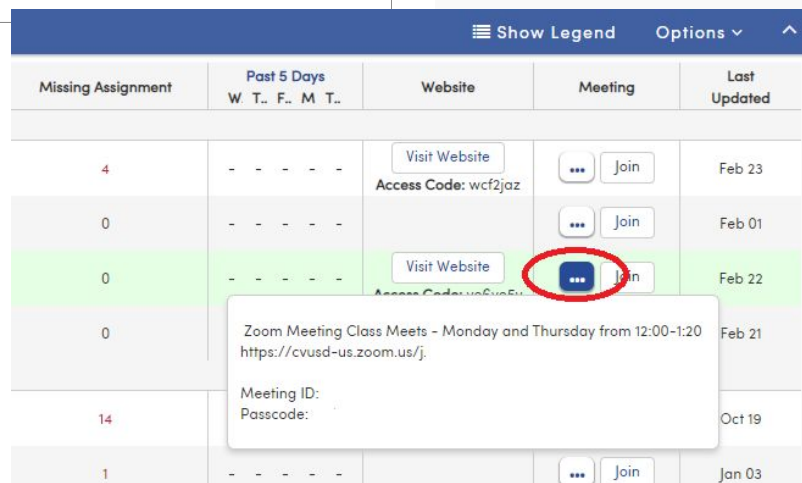
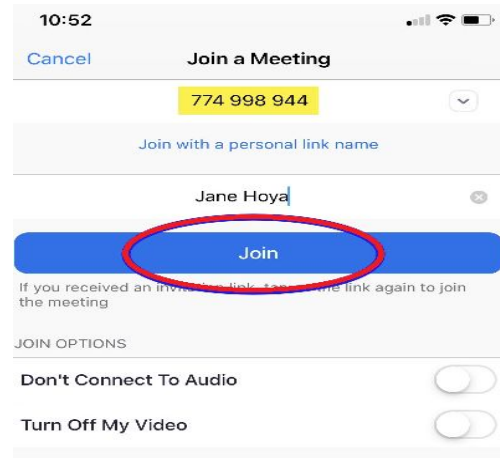
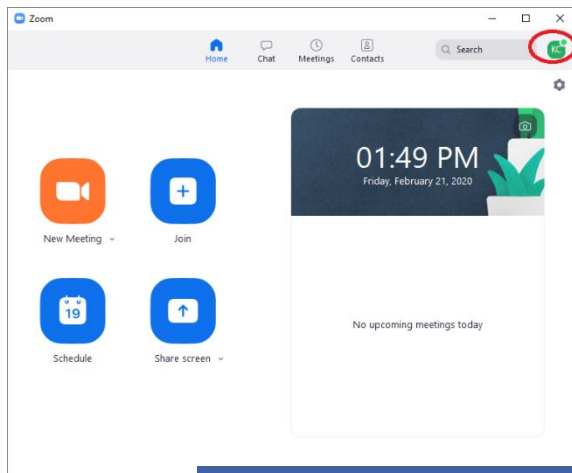
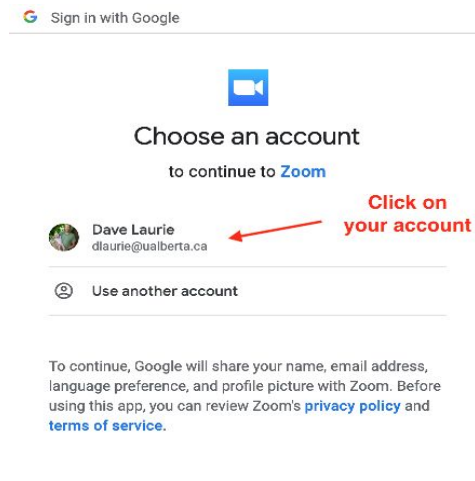
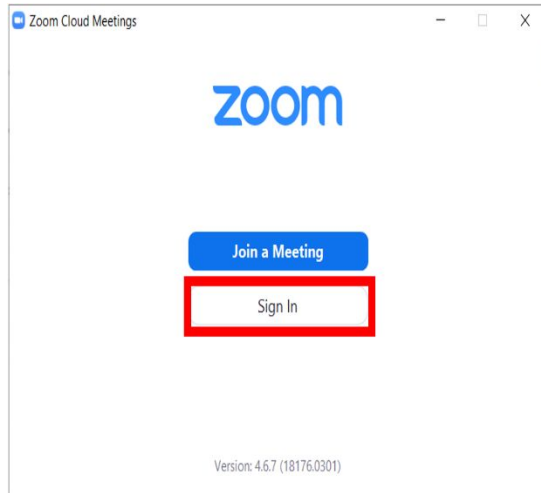


IPad Set Up for Students

[?] Setting up Zoom Meeting App

The image shows a screenshot of a Zoom meeting list. At the top, there is a header with "Show Legend" and "Options". Below the header is a table with columns: "Missing Assignment", "Past 5 Days", "Website", "Meeting", and "Last Updated". The table contains several rows of meeting information. The row for "Zoom Meeting Class Meets - Monday and Thursday from 12:00-1:20" is highlighted in green. In this row, the "Join" button is circled in red. A tooltip is visible over the "Join" button, showing the meeting ID and passcode.

Missing Assignment	Past 5 Days	Website	Meeting	Last Updated
4	- - - - -	Visit Website Access Code: wcf2jaz	Join	Feb 23
0	- - - - -		Join	Feb 01
0	- - - - -	Visit Website Access Code: wcf2jaz	Join	Feb 22
0	- - - - -		Join	Feb 21
14	- - - - -		Join	Oct 19
1	- - - - -		Join	Jan 03

- ❑ After you are signed into Zoom, you can manually enter the Meeting ID and passcode.